UN GUSCIO PER VIVERE IN SICUREZZA E ARMONIA

Le Mur épais

POLIESPANSO

Collegio Costruttori Edili Ance Mantova

ANIT

AIPE

FLMT23

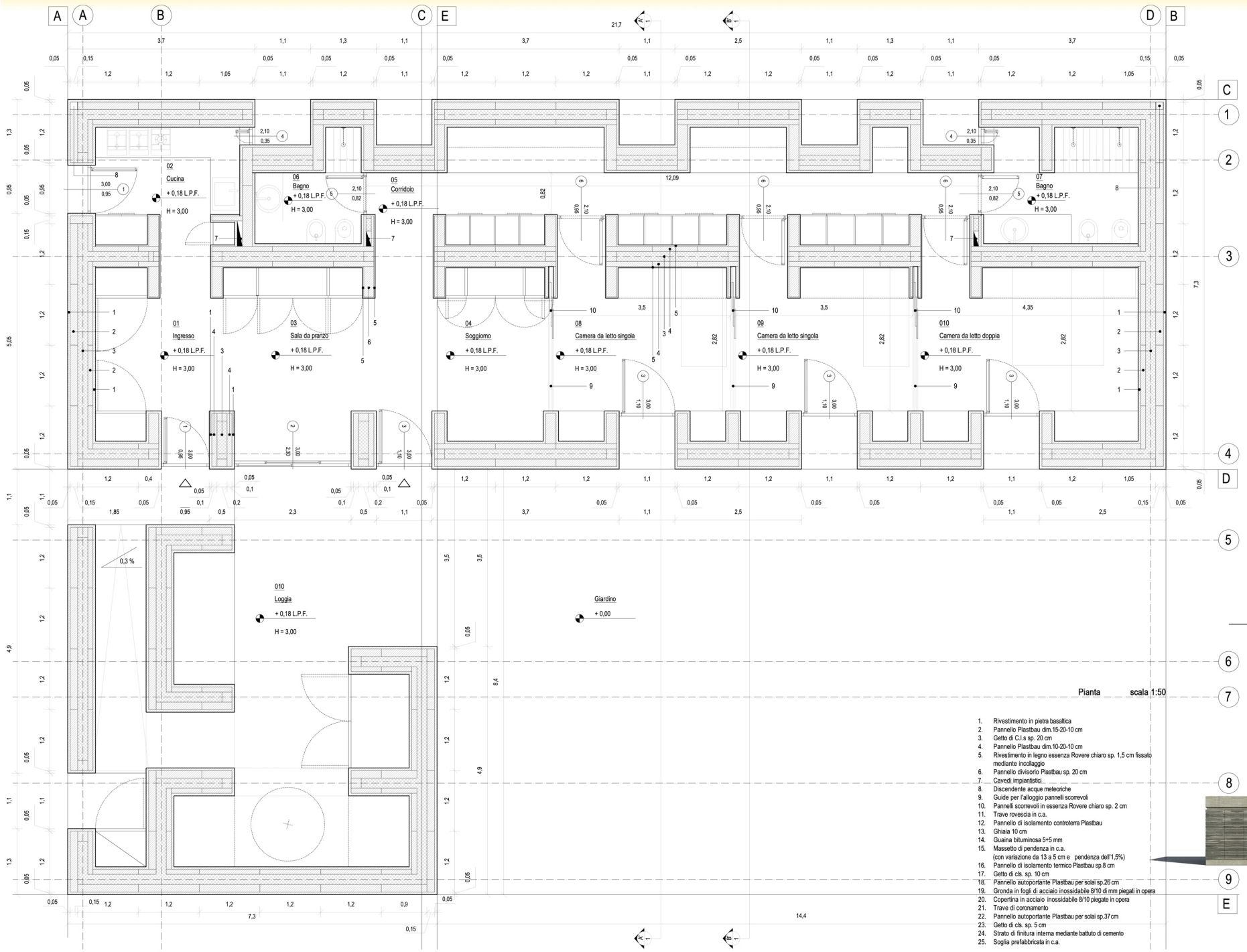

Pianta scala 1:50

1. Rivestimento in pietra basaltica
2. Pannello Plastbau dim.15-20-10 cm
3. Getto di C.l.s sp. 20 cm
4. Pannello Plastbau dim.10-20-10 cm
5. Rivestimento in legno essenza Rovere chiaro sp. 1,5 cm fissato mediante incollaggio
6. Pannello divisorio Plastbau sp. 20 cm
7. Cavedi impiantistici
8. Discendente acque meteoriche
9. Guide per l'alloggio pannelli scorrevoli
10. Pannelli scorrevoli in essenza Rovere chiaro sp. 2 cm
11. Trave rovescia in c.a.
12. Pannello di isolamento controterra Plastbau
13. Ghiaia 10 cm
14. Guaina bituminosa 5+5 mm
15. Massetto di pendenza in c.a. (con variazione da 13 a 5 cm e pendenza dell'1,5%)
16. Pannello di isolamento termico Plastbau sp.8 cm
17. Getto di cls. sp. 10 cm
18. Pannello autoportante Plastbau per solai sp.26 cm
19. Gronda in fogli di acciaio inossidabile 8/10 di mm piegati in opera
20. Copertina in acciaio inossidabile 8/10 piegate in opera
21. Trave di coronamento
22. Pannello autoportante Plastbau per solai sp.37cm
23. Getto di cls. sp. 5 cm
24. Strato di finitura interna mediante battuto di cemento
25. Soglia prefabbricata in c.a.

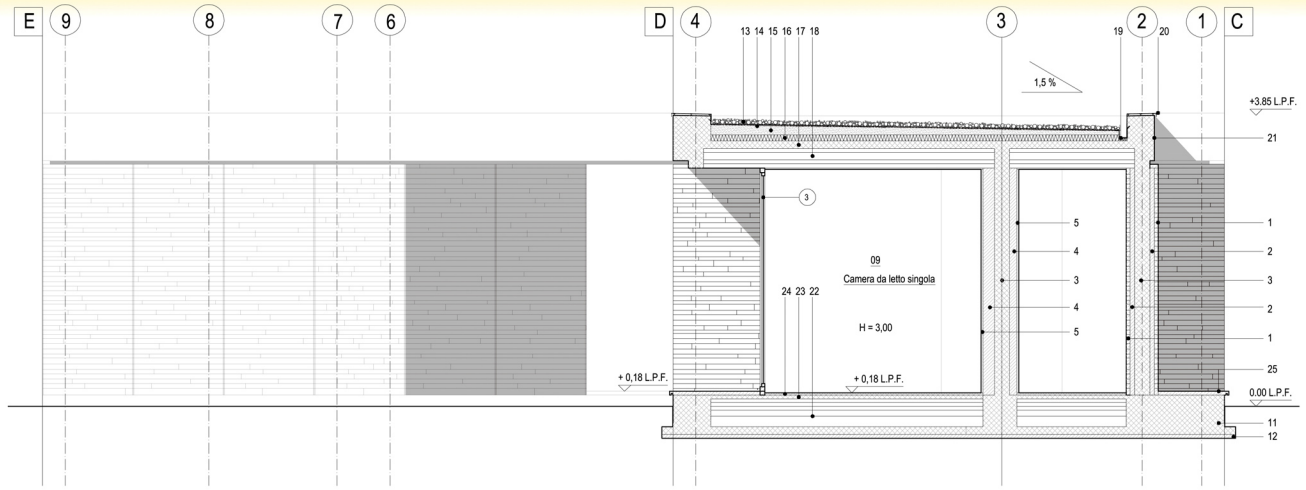

Sezione A-A' scala 1:50

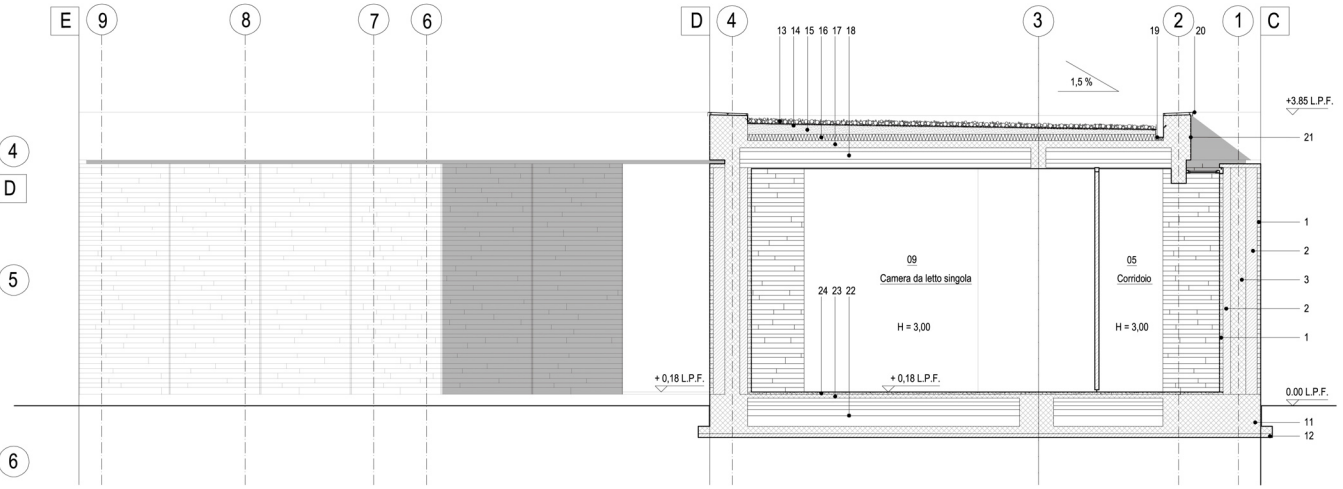

Sezione B-B' scala 1:50



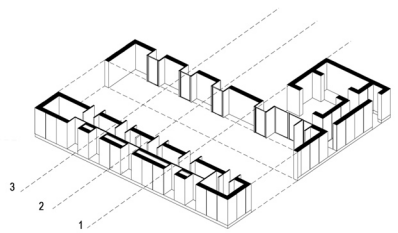

Schema del sistema di compertimentazione interno a pannelli scorrevoli

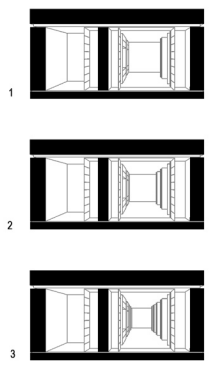



1

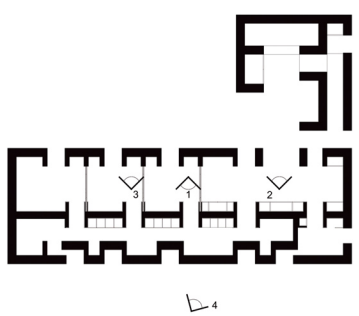

2

3



4